

















South New Brighton School

Stationery List 2012 –

Snorkels Year 3



ITEMS	Looks Like	Number Required
<i>Workbooks</i> 115		6
<i>Clearfile</i> 40 Pocket Clearfile		1
<i>Manila Folder</i> A4 size		1
<i>Reading Folder</i> Previous years one may be used if still in good condition		1
<i>Thinking Skills Books</i> Clever Kiwi <i>The All Purpose Book</i>		2
<i>Maths Workbook</i> Clever Kiwi <i>Fun Doing Maths <u>Bk 1</u></i>		1
<i>Learning folio</i> Clever Kiwi <i>Activities Book</i>		1
<i>Please when you are buying the items below, make sure they are of good quality, then they will not need to be replaced as often!</i>		
<i>AMOS Glue Sticks</i> Large AMOS – hard white glue, not liquid		4
<i>Colouring Pencils or Jovi Crayons</i>		1 packet
<i>Ruler</i> <u>Non Bendable</u> 30cm		1

<p>HB Pencils HB Staedtler Pencils</p>		<p>6</p>
<p>Blue and red Biro BIC pens are fine – please avoid thick multi pens with more than one colour as they can be difficult to write with</p>		<p>3 blue 1 red</p>
<p>Highlighters 4 colour pack - Yellow, Green, Pink and Orange As we use a colour code these colours are essential</p>		<p>1</p>
<p>Pencil Case Sensible and small to hold children's colouring pencils or jovi crayons</p>		<p>1</p>
<p>Rubber Sensible one</p>		<p>1</p>
<p>Pencil Sharpener Sensible one</p>		<p>1</p>

All the children's stationery needs to be sent to school clearly named. Your child's classroom teacher will collect it all in and distribute it to your child as it is needed. Some items may need to be replaced through the year or more bought as needed.

We strongly advise that Smiggle items are limited to a maximum of 5. Although some of these products are functional, many are novelty items which tend to get in the way of children's learning.

Please remember:

- Individually name all items
- Please also label school clothing, lunch boxes and drink bottles

Thank you for helping your child to be prepared and ready to start school on Day 1.